

Bank Summary Report

WestStar Bank
El Paso, TX
(FDIC Cert.#32941)

Rated 5-Stars as of 8/29/2024 based on
financial data as of 06/30/2024

BauerFinancial.com



Bank and Credit Union data compiled from financial data for the period noted, as reported to federal regulators. The financial data obtained from these sources is consistently reliable, although; the accuracy and completeness of the data cannot be guaranteed by BauerFinancial, Inc. BauerFinancial relies upon this data in its judgment and in rendering its opinion (e.g. determination of star ratings) as well as supplying the data fields incorporated herein. BauerFinancial, Inc. is not a financial advisor; it is an independent bank research firm. BauerFinancial is a registered trademark. Any unauthorized use of its content, logos, name, and/or Star-ratings is forbidden.

Copyright BauerFinancial, Inc. Reproduction, in whole or in part, without permission is prohibited.

BauerFinancial Inc.
P.O. Box 143520
Coral Gables, Florida 33114-3520
800.388.6686 * FAX 800.230.9569
customerservice@bauerfinancial.com

This Bank Summary Report was compiled from financial data as reported to federal regulators. Although the financial data obtained from these sources is consistently reliable, the accuracy and completeness of the data cannot be guaranteed by BauerFinancial Inc.

Definitions:

Stars	BauerFinancial's proprietary rating. (See below.)
Total Assets	Anything of value owned by the bank.
Average Tangible Assets	Total average assets less intangible assets.
Tier 1 Capital	Per regulators, primarily stock + retained earnings - intangible assets
Leverage Capital Ratio	Tier 1 Capital divided by tangible assets. (Minimum regulatory requirement is 4%.)
CET 1 Ratio	Common Equity Tier 1 Capital divided by risk-weighted assets. (Minimum regulatory requirement is 4.5% - not reported by all banks effective 2020.)
Total Risk-based Ratio	Total net worth divided by risk-weighted assets. (Minimum regulatory requirement is 8%; not reported by all banks effective 2020.)
Profit (Loss)	Profit or loss for the period noted.
Return on Assets (ROA)	Annualized net income as a percent of average assets.
Return on Equity (ROE)	Annualized net income as a percent of average equity.
Delinquent Loans	Loans past due 90 days or more plus nonaccrual loans.
Other Real Estate Owned (Repos)	Real estate owned but not being used by the bank. Usually acquired via foreclosure.
Nonperforming Assets % Tangible Assets	Delinquent loans and other real estate owned as a percent of tangible assets.
Nonperforming Assets % Tier 1 Capital	Delinquent loans and other real estate owned as a percent of Tier 1 Capital.

Star Ratings:

BauerFinancial star ratings classify each institution based upon a complex formula factoring in current and historical data. The first level of evaluation is the capital level of the institution followed by other relevant data including, but not limited to: profitability, historical trends, loan delinquencies, repossessed assets, reserves, regulatory compliance, proposed regulations and asset quality. Negative trends are projected forward to compensate for the lag time in the data. BauerFinancial employs conservative measures when assigning these ratings and consequently our analysis may be lower than those supplied by other analysts or the institutions themselves. More than four decades of experience has shown this to be a prudent course of action. As a general guideline, however, the following groupings were used:

5-Stars	Superior. These institutions are recommended by Bauer .
4-Stars	Excellent. These institutions are recommended by Bauer .
3½-Stars	Good.
3-Stars	Adequate.
2-Stars	Problematic.
1-Star	Troubled.
Zero-Stars	Our lowest rating.
FDIC	Institution has failed or is operating under FDIC conservatorship.

BauerFinancial.com

BauerFinancial, Inc.
Bank Summary Report

WestStar Bank - El Paso, TX (FDIC Cert.#32941)
(915) 532-1000

www.weststarbank.com

WestStar Bank was established in 1990 and has 14 branch(es).

CRA Rating: Outstanding

Data as of:	06/30/2024	03/31/2024	12/31/2023	09/30/2023	06/30/2023
Bauer's Star Rating:	5-Stars	5-Stars	5-Stars	5-Stars	5-Stars
Recommended for 137 consecutive quarters.					
Number of Employees	335	338	334	338	340
Total Assets:	\$3,306.711	\$3,095.461	\$3,052.669	\$2,977.398	\$2,816.918
Average Tangible Assets:	\$3,175.195	\$3,091.240	\$3,025.333	\$2,934.388	\$2,812.227
Tier 1 Capital:	\$331.658	\$325.346	\$319.332	\$309.677	\$299.607
Leverage Capital Ratio:	10.45%	10.53%	10.56%	10.55%	10.65%
CET 1 Ratio:	12.18%	11.93%	11.65%	11.55%	12.11%
Total Risk-based Capital Ratio:	13.19%	12.90%	12.60%	12.47%	13.01%
Current Quarter's Profit (Loss):	\$13.593	\$12.750	\$9.485	\$12.543	\$13.206
Year-to-date Profit (Loss):	\$26.343	\$12.750	\$47.727	\$38.242	\$25.699
Profit (Loss) Previous Calendar Year	\$47.727				
Profit (Loss) 2 Calendar Years Ago:	\$56.206				
Return on Assets (annualized): (Tax equivalent for Sub S corporations.)	1.32%	1.29%	1.29%	1.40%	1.43%
Return on Equity (annualized): (Tax equivalent for Sub S corporations.)	14.68%	14.38%	15.38%	17.01%	17.18%
Delinquent Loans:	\$19.559	\$7.142	\$1.112	\$0.028	\$0.078
Other Real Estate Owned:	\$0.000	\$0.000	\$0.000	\$0.000	\$0.000
Nonperforming Assets % of Tangible Assets:	0.62%	0.23%	0.04%	0.00%	0.00%
Nonperforming Assets % of Tier 1 Capital:	5.90%	2.20%	0.35%	0.01%	0.03%

Bank and Credit Union data compiled from financial data for the period noted, as reported to federal regulators. The financial data obtained from these sources is consistently reliable, although; the accuracy and completeness of the data cannot be guaranteed by BauerFinancial, Inc. BauerFinancial relies upon this data in its judgment and in rendering its opinion (e.g. determination of star ratings) as well as supplying the data fields incorporated herein. BauerFinancial, Inc. is not a financial advisor; it is an independent bank research firm. BauerFinancial is a registered trademark. Any unauthorized use of its content, logos, name, and/or Star-ratings is forbidden.

Copyright BauerFinancial, Inc. Coral Gables, FL 33114. 800.388.6686.Reproduction, in whole or in part, without permission is prohibited.

BauerFinancial.com

**BauerFinancial, Inc.
Bank Summary Report**

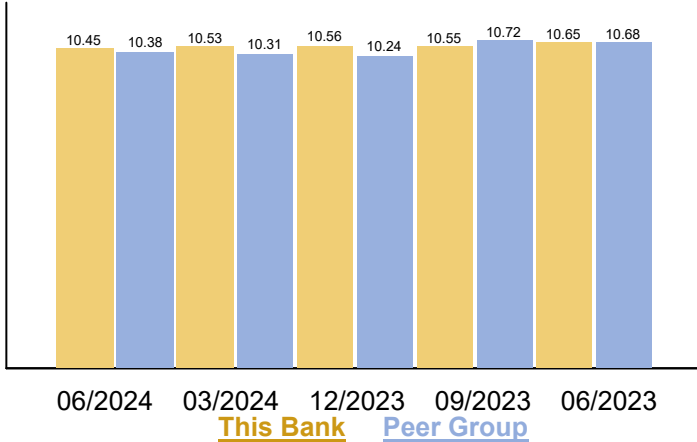
WestStar Bank - El Paso, TX (FDIC Cert.#32941)
(915) 532-1000

www.weststarbank.com

WestStar Bank was established in 1990 and has 14 branch(es).

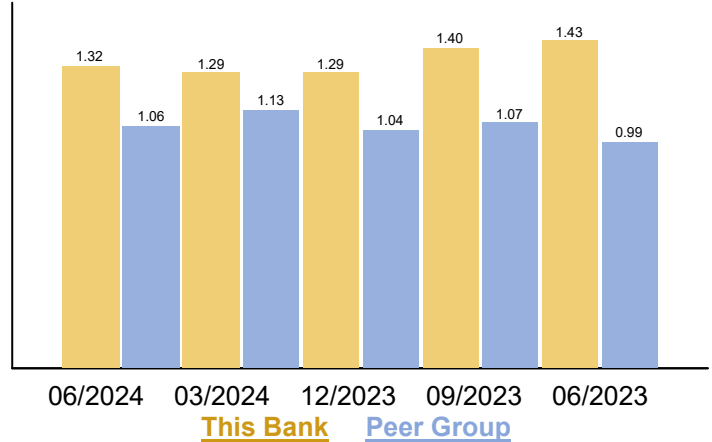
Leverage Capital Ratio

Min. for Adequately Capitalized is 4%



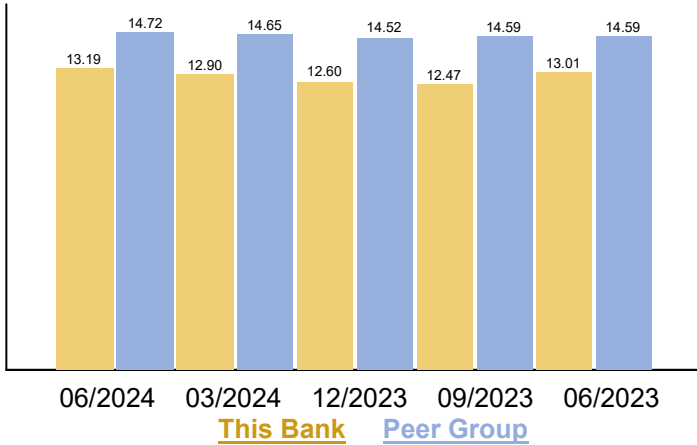
Return on Assets (annualized)

(Tax equivalent for Sub S corporations.)

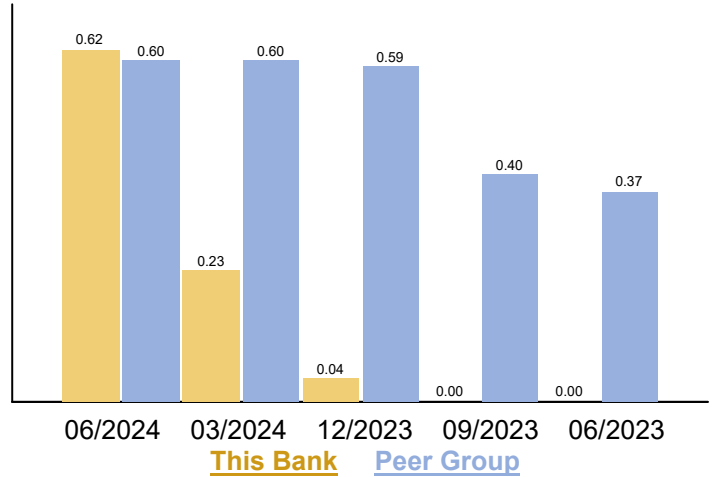


Risk-based Capital Ratio

(not available for all banks beginning March 2020 Data)



Nonperforming Asset % of Tangible Assets



Dollar amounts are in millions. For example, \$12,345.678 represents \$12 billion, 345 million, 678 thousand.

Peer Groups:

- Group 1 Banks with: foreign and domestic offices; assets >=\$100 bill; and/or adv. approach banks
- Group 2 Assets >= \$3 billion
- Group 3 Assets >= \$1 billion and < \$3 billion
- Group 4 Assets >= \$300 million and < \$1 billion
- Group 5 Assets >= \$100 million and < \$300 million
- Group 6 Assets < \$100 million

Bank and Credit Union data compiled from financial data for the period noted, as reported to federal regulators. The financial data obtained from these sources is consistently reliable, although; the accuracy and completeness of the data cannot be guaranteed by BauerFinancial, Inc. BauerFinancial relies upon this data in its judgment and in rendering its opinion (e.g. determination of star ratings) as well as supplying the data fields incorporated herein. BauerFinancial, Inc. is not a financial advisor; it is an independent bank research firm. BauerFinancial is a registered trademark. Any unauthorized use of its content, logos, name, and/or Star-ratings is forbidden.

Copyright BauerFinancial, Inc. Coral Gables, FL 33114. 800.388.6686. Reproduction, in whole or in part, without permission is prohibited.

BauerFinancial.com